



District Office
501 West Sickles Street
St. Johns, MI 48879
Telephone: 989.227.4050
Fax: 989.227.4099
www.sjredwings.org

FREE Educational Resources Summer 2022

Parents of Current K-8 Students:

Education is a partnership between home and school. In an effort to help support learning throughout the summer months to prevent summer learning loss, we would like to inform you of the following resources available to your child throughout the summer months.

How do students access these resources?

Students need to access these resources through the St. Johns Clever login page. They utilize their school issued Google account to log into Clever.

<https://clever.com/in/sjredwings>

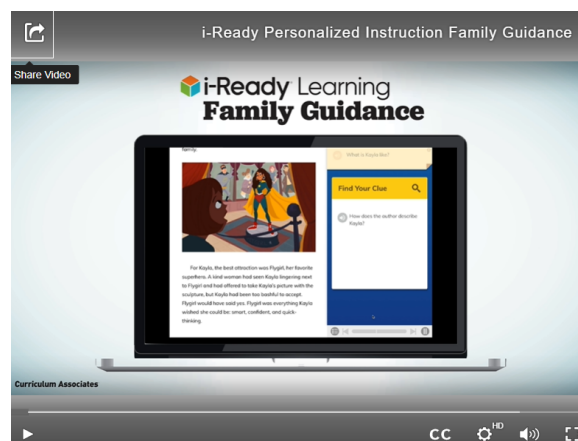
i-Ready Personalized Instruction Lessons

Your child has access to lessons in reading and math. These lessons are personalized to your child narrowing in on the skills your child needs to learn next. These lessons are tailored to your child based on the results of their most recent diagnostic assessment in May.

As a parent, you can help support your child's learning by encouraging and monitoring the progress of their lesson completion within i-Ready.

Attached to this letter are helpful documents that you might use to help monitor the progress of your child.

You can also get an overview of i-Ready Personalized Instruction lessons by viewing this brief 4-minute video.
<https://i-readycentral.com/view-resource/?id=37384>



myOn Books (K-5 Only)

In addition, your child will have access to thousands of books that they can read through the myON resource. As a district we have purchased a subscription to these books for students to access online.

RENAISSANCE
myON

Magic Inside Metrics Included®

Engaging fiction and nonfiction



Briggs District Library

As a resident of St. Johns Public Schools, everyone in your household is able to access all the resources of our local community library in downtown St. Johns.

They are offering a "Summer Reading Program" that runs from May 31 to July 31. Attached is information from Briggs District Library.

Check out the Virtual Tour of Briggs District Library. <https://seekbeak.com/v/ogzwJO0J1E9>



Happy Summer Learning,

A handwritten signature in black ink that reads "Jason Gnegy".

Jason Gnegy, Curriculum Director



Summer Reading Program

May 31st - July 30th

All ages can register at the front desk
or through curbside pick-up to
participate and earn prizes.

Grand prizes for each age group were sponsored by Grubaugh Orthodontics.



Special Summer Events

Preregistration in events is requested, but not required.

June 14th @ 6:30 pm

(All Ages/Family)

Potter Park Zoo in
Your Neighborhood

July 19th @ 7:00 pm

(All Ages/Family)

Caribbean Steel Drums
Interactive concert

June 16th 6:00 - 7:00 pm

(Ages 5-12)

Open Spot Theatre
Openspottheatre.com

August 16th @ 6:30 pm

(All Ages/Family)

The Spoon Man!
getspooned.com

At-Home Student Data Trackers

Help track and celebrate your student's progress by regularly reviewing their *i-Ready* My Progress page and using one of these At-Home Student Data Trackers with them.

Name: _____ My Monthly i-Ready Personalized Instruction Progress

Download from your i-Ready dashboard, click on the My Progress icon, then review your My Progress page, and use the information to track your progress below.

Click the My Progress icon on your i-Ready dashboard.
Color or write in the information that appears on your i-Ready dashboard.

Mathematics		
Week Of	Number of Minutes	Number of Lessons

One thing I learned this week: _____

Reading		
Week Of	Number of Minutes	Number of Lessons

One thing I learned this week: _____

Learn more! Visit i-ready.com/familycenter
© 2021 Curriculum Associates, LLC. All rights reserved. | 2021-06

[Click here to download this resource as an individual page.](#)

i-Ready |

Page 2

Name: _____ Week Of: _____

Click the My Progress icon on your i-Ready dashboard.
Color or write in the information that appears on your i-Ready dashboard.

Mathematics				
Monday	Tuesday	Wednesday	Thursday	Friday
Time on Task	Time on Task	Time on Task	Time on Task	Time on Task
Lessons Passed	Lessons Passed	Lessons Passed	Lessons Passed	Lessons Passed
★	★	★	★	★

What is one thing you learned this week?

Reading				
Monday	Tuesday	Wednesday	Thursday	Friday
Time on Task	Time on Task	Time on Task	Time on Task	Time on Task
Lessons Passed	Lessons Passed	Lessons Passed	Lessons Passed	Lessons Passed
★	★	★	★	★

What is one thing you learned this week?

Learn more! Visit i-ready.com/familycenter
© 2021 Curriculum Associates, LLC. All rights reserved. | 2021-06

[Click here to download this resource as an individual page.](#)

i-Ready |

Page 3

Name: _____

Click the My Progress icon on your i-Ready dashboard.
Color or write in the information that appears on your i-Ready dashboard.

Mathematics		Reading	
Date (Week or Day)	Lessons Passed	Date (Week or Day)	Lessons Passed
	★		★
	★		★
	★		★
	★		★
	★		★
	★		★
	★		★
	★		★

Learn more! Visit i-ready.com/familycenter
© 2021 Curriculum Associates, LLC. All rights reserved. | 2021-06

[Click here to download this resource as an individual page.](#)

i-Ready |

Page 4

Name: _____

Click the My Progress icon on your i-Ready dashboard.
Color or write in the information that appears on your i-Ready dashboard.

Mathematics		Reading	
Date (Week or Day)	Lessons Passed	Date (Week or Day)	Lessons Passed
	★		★
	★		★
	★		★
	★		★
	★		★
	★		★
	★		★
	★		★

Learn more! Visit i-ready.com/familycenter
© 2021 Curriculum Associates, LLC. All rights reserved. | 2021-06

[Click here to download this resource as an individual page.](#)

i-Ready |

Page 5

Name: _____ Circle Subject: ☐ Math ☐ Reading

Click the My Progress icon on your i-Ready dashboard.
Color or write in the information that appears on your i-Ready dashboard.

Date (Week or Day)	Time on Task	Lessons Passed
	★	★
	★	★
	★	★
	★	★
	★	★
	★	★
	★	★
	★	★

Learn more! Visit i-ready.com/familycenter
© 2021 Curriculum Associates, LLC. All rights reserved. | 2021-06

[Click here to download this resource as an individual page.](#)

i-Ready |

Page 6

Name: _____ Week Of: _____ Circle Subject: ☐ Math ☐ Reading

Click the My Progress icon on your i-Ready dashboard.
Color or write in the information that appears on your i-Ready dashboard.

Monday	Tuesday	Wednesday	Thursday	Friday
Time on Task	Time on Task	Time on Task	Time on Task	Time on Task
Lessons Passed	Lessons Passed	Lessons Passed	Lessons Passed	Lessons Passed
★	★	★	★	★

What is one thing you learned this week?

Learn more! Visit i-ready.com/familycenter
© 2021 Curriculum Associates, LLC. All rights reserved. | 2021-06

[Click here to download this resource as an individual page.](#)

i-Ready |

Page 7

Directions: From your *i-Ready* dashboard, click on the My Progress  button. Review your My Progress page, and use that information to track your progress below.

+

−

Mathematics

Week Of	Number of Minutes	Number of Lessons	One thing I learned this week . . .

Reading

Week Of	Number of Minutes	Number of Lessons	One thing I learned this week . . .

Name: _____

Week Of: _____



Click the My Progress icon on your *i-Ready* dashboard.



Color or write in the information that appears on your *i-Ready* dashboard.

+ - Mathematics

Monday	Tuesday	Wednesday	Thursday	Friday	What is one thing you learned this week?
Time-on-Task	Time-on-Task	Time-on-Task	Time-on-Task	Time-on-Task	
Lessons Passed	Lessons Passed	Lessons Passed	Lessons Passed	Lessons Passed	

Reading

Monday	Tuesday	Wednesday	Thursday	Friday	What is one thing you learned this week?
Time-on-Task	Time-on-Task	Time-on-Task	Time-on-Task	Time-on-Task	
Lessons Passed	Lessons Passed	Lessons Passed	Lessons Passed	Lessons Passed	





Name: _____

	Mathematics	Reading



Click [here](#) to download this resource as an individual page.

Name: _____



Click the My Progress icon on your *i-Ready* dashboard.



Color or write in the information that appears on your *i-Ready* dashboard.

Date (Week or Day)	Mathematics		Reading	
	Time-on-Task	Lessons Passed	Time-on-Task	Lessons Passed



Click [here](#) to download this resource as an individual page.

Name: _____

**Circle
Subject:**

**+ -
Math**

Reading



Click the My Progress icon on your *i-Ready* dashboard.



Color or write in the information that appears on your *i-Ready* dashboard.

Date (Week or Day)	Time-on-Task	Lessons Passed



Click [here](#) to download this resource as an individual page.

Name: _____

Week Of: _____



Click the My Progress icon on your *i-Ready* dashboard.



Color or write in the information that appears on your *i-Ready* dashboard.

**Circle
Subject:**



Math



Reading

Monday	Tuesday	Wednesday	Thursday	Friday
Time-on-Task 	Time-on-Task 	Time-on-Task 	Time-on-Task 	Time-on-Task
Lessons Passed 	Lessons Passed 	Lessons Passed 	Lessons Passed 	Lessons Passed

What is one thing you learned this week?



Click [here](#) to download this resource as an individual page.

Fridge Tips

F O R *i-Ready Lessons at Home*

Prepare Them

Make sure students have what they need:



- ✓ A quiet place to work on *i-Ready* lessons and activities
- ✓ A device that works with *i-Ready*, consistent internet connection, login information, and headphones
- ✓ Paper and pencil for tracking their lesson progress

Help them focus:



- ✓ Plan together for how they will spend their time and when they will work on their learning activities.
- ✓ Direct students to the [To Do section](#) for upcoming lessons.
- ✓ Encourage them to take their time, ask questions, and write things down.

Support Them

Keep students motivated:



- ✓ Explain that **working on *i-Ready* will help them** continue their learning and make sure they are ready for the next grade level.
- ✓ Encourage them to **take each lesson and quiz seriously**.
- ✓ Remind them that **mistakes are part of learning**, and they are okay.
- ✓ If they don't pass a lesson, remind them **they can take it again**.

Help them track progress:



- ✓ Get them talking about lessons and what they're learning.
- ✓ Check in at the end of their lessons. Ask them to tell you or write down what they learned and if they have questions.
- ✓ Regularly review progress using the [My Progress page](#).

Celebrate Them!

Celebrate their progress:



- ✓ Celebrate milestones, such as passing a lesson or reaching a goal (e.g., putting marbles in a jar after passing lessons).
- ✓ Reward hard work and focus.


For more information and resources about:

- Assessments and digital lessons, visit i-ReadyCentral.com/FamilyCenter
- Your student's mathematics curriculum, visit ReadyClassroomCentral.com/FamilyCenter

What to Look for & What to Ask

Help track and celebrate your student's progress by regularly reviewing their *i-Ready* My Progress page with them. Use the map and prompts below to help.

1 My Progress:



Direct your student to the My Progress section to see all their lesson stats.

2 Time-On-Task:

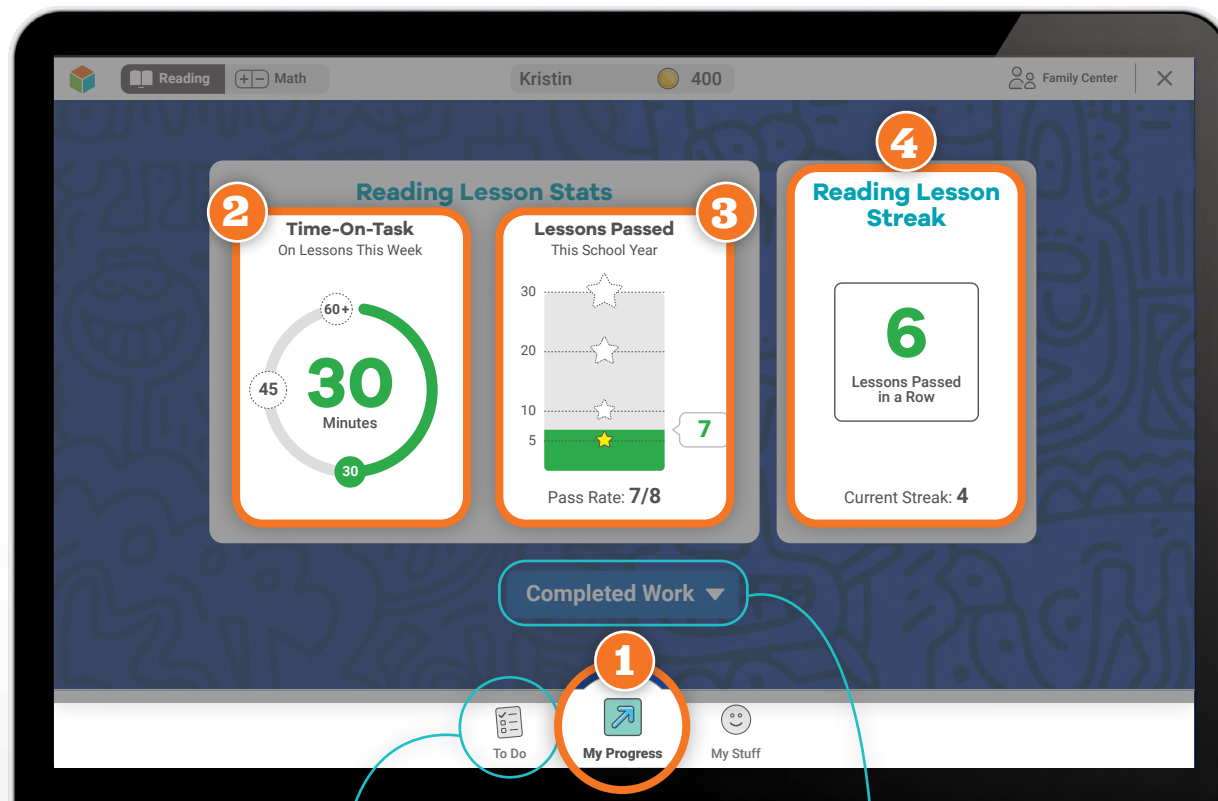
- How much time has your student spent on lessons this week?

3 Lessons Passed:

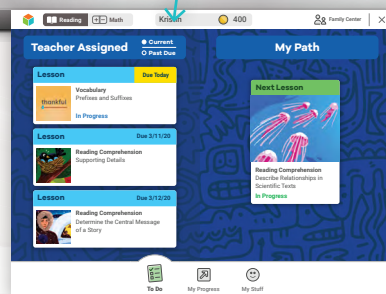
- How many lessons has your student passed?
- How did this number change from last week?

4 Lesson Streak:

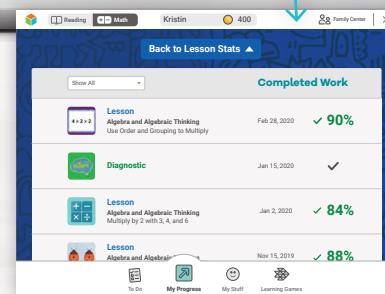
- What is the greatest number of lessons your student has passed in a row this school year?
- How many lessons has your student passed in a row most recently (i.e., current streak)?



To Do:
See upcoming personalized lessons for your student.



Completed Work:
See how your student has done on each lesson.



For more information and resources about:

- **Assessments and digital lessons**, visit i-ReadyCentral.com/FamilyCenter
- **Your student's mathematics curriculum**, visit ReadyClassroomCentral.com/FamilyCenter